





# Guitar Finger Picking Patterns

Right Hand "p" = thumb "i" = index "m" = middle "a" = third or ring finger **Mark Hamre**

1.  C


2.  Am


3.  D





p i m a m i      p i m i a i m i      p i m i m i

TAB: 0 1 0 1 0      2 1 2 2 1 2      0 2 2 2 2

4.  E


5.  G


6.  C





p i a m i      a m i      a m i

TAB: 1 0 1 1 0 1      3 0 3 0 3 0 3      0 1 1 1 1 1

7.  D This is basic "Travis Style" fingerpicking.

8.  D


9.  D





p p i m p i      p p i m p      p p i m p


TAB: 2 2 3 2 3      2 2 3 2      2 3 2

The thumb "p" plays in order - Root - 3rd string - Fifth - 3rd string.  
"m" always plays string 1 and "i" always plays string 2.

10.  D

11.  Am

12.  Am



p m p i p      m m i p      p p m p i

TAB: 2 2 3 2      0 0 1 2      2 2 1